

# AV25-S Low Power Series

## 25 Watt Single Output

### Features

- Industry standard footprint: 2.56" x 2.0" x 0.35" (65.0 x 50.0 x 9.0mm<sup>3</sup>)
- High efficiency: 86%
- 2:1 wide input voltage of 18-36V, 36- 72V
- Isolated output: 3.3V, 5V,6V, 12V, 15V,
- Remote control and trim function
- Input under-/over-voltage shutdown
- Output OVP and OCP protection

### Environmental

- Operating case temperature range: -25°C to 90°C
- Storage temperature: -40°C to 105°C
- MTBF: > 0.2 million hrs

### Safety

UL	UL60950
CSA	CSA22.2-60950
TUV/CE	IEC/EN60950

### Electrical Specifications

#### Input

Input Range	18 to 36 Vdc
	36 to 72 Vdc

#### Output

Voltage Setpoint Accuracy	± 1%Vo max.
Voltage Adjust	90% to 110% Vo
Line Regulation	± 0.2%Vo max.
Load Regulation	± 0.5%Vo max.
Ripple and Noise	75mVpp max. for 3.3V,5V or 6Vout 100mVpp max. for 12V, or 15Vout
Transient Response	5%Vo max. recovery <200uSec max. (25% step load change from 50%Io) di / dt :1A / 10µs

#### Control

Control Voltage	
Negative logic	
Low=on	3.0 Vdc max
Open or High=off	7.0 Vdc min
Control Current	2 mA max.

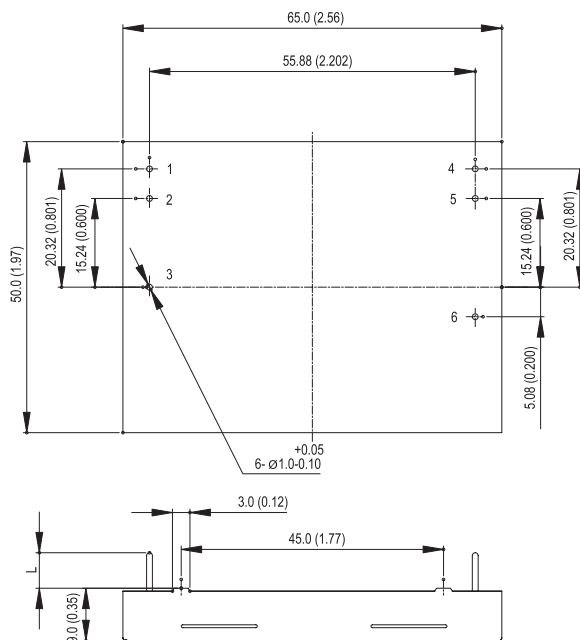


## Ordering Information

Input Voltage	Output Voltage	Output Current	Efficiency	Model Number
24V	3.3V	5A	80%	AV25-24S03
24V	5V	4A	83%	AV25-24S05
24V	12V	2.1A	85%	AV25-24S12
24V	15V	1.7A	86%	AV25-24S15
48V	3.3V	5A	80%	AV25-48S03
48V	5V	4A	83%	AV25-48S05
48V	6V	4.1A	86%	AV25-48S06
48V	12V	2.1A	86%	AV25-48S12
48V	15V	1.7A	86%	AV25-48S15

## Dimensions

Top view



TOLERANCES: X.Xmm=±0.5mm  
X.XXmm=±0.25mm

## Pin Assignments

1. TRM
2. -Vo
3. +Vo
4. CNT
5. -Vin
6. +Vin

## Pin Length

6.1mm

Notes: 1. "Top view" means the logo face to viewer.  
2. The detail and recommended hole pattern layout is available in the Application Manual.

# AV25-D Low Power Series

## 25 Watt Dual Outputs

### Features

- Industry standard footprint:  
2.56" x 2.0" x 0.35"  
(65.0 x 50.0 x 9.0mm<sup>3</sup>)
- High efficiency: 86%
- 2:1 wide input voltage of 18-36V, 36-72V
- Isolated output:  $\pm 5V, \pm 12V, \pm 15V$
- Remote control and trim function
- Input under-/over-voltage shutdown
- Output OVP and OCP protection

### Environmental

- Operating case temperature range:  
-25°C to 90°C
- Storage temperature:  
-40°C to 105°C
- MTBF: > 0.2 million hrs

### Safety

UL	UL60950
CSA	CSA22.2-60950
TUV/CE	IEC/EN60950

### Electrical Specifications

#### Input

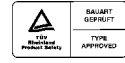
Input Range	18 to 36 Vdc 36 to 72 Vdc
-------------	------------------------------

#### Output

Voltage Setpoint Accuracy	$\pm 1\%V_o$ max.
Voltage Adjust	90% to 110% $V_o$
Line Regulation	$\pm 0.2\%V_o$ max.
Load Regulation	$\pm 0.5\%V_o$ max.
Ripple and Noise	100mVpp max.
Transient Response	5% $V_o$ max. ; recovery <200uSec max. (25% step load change from 50% $I_o$ ) di / dt :1A / 10 $\mu$ s

#### Control

Control Voltage	
Low=on	3.0 Vdc max.
open or High=off	7 Vdc min.
Control Current	2 mA max.

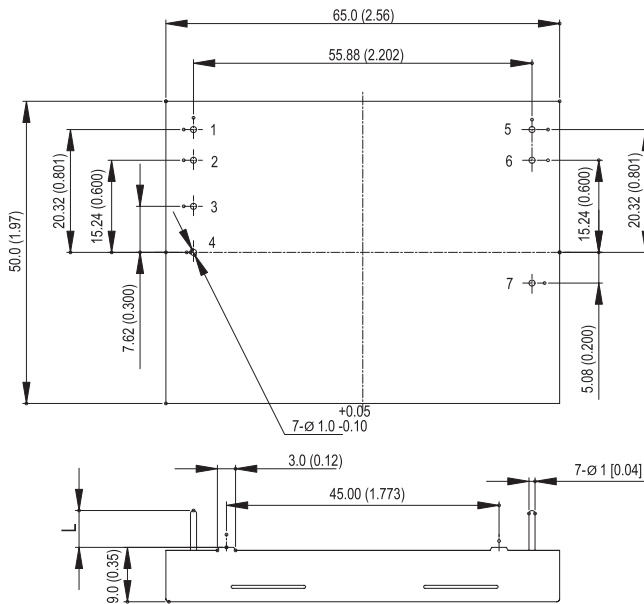


## Ordering Information

Input Voltage	Output Voltage	Output Current	Efficiency	Model Number
24V	± 5V	± 2A	83%	AV25-24D05
24V	± 12V	± 1.05A	86%	AV25-24D12
24V	± 15V	± 0.85A	86%	AV25-24D15
48V	± 5V	± 2A	83%	AV25-48D05
48V	± 12V	± 1.05A	86%	AV25-48D12
48V	± 15V	± 0.85A	86%	AV25-48D15

## Dimensions

Top view



TOLERANCES: X.Xmm=±0.5mm  
X.XXmm=±0.25mm

## Pin Assignments

1. TRM
2. -Vo
3. COM
4. +Vo
5. CNT
6. -Vin
7. +Vin

## Pin Length

6.1mm

Notes: 1. "Top view" means the logo face to viewer.  
2. The detail and recommended hole pattern layout is available in the Application Manual.